

494 1" Commercial Brine Valve



Order No. H4900

U.S. and Foreign Patents Pending

Built from a revolutionary new design the 494 1" commercial brine valve delivers on today's demand for simplicity and higher brine draw and refill rates. The 494's "top of brine tank" design allows for easy access and serviceability as well as brine draw rates up to 20 gpm and refill rates up to 10 gpm.

The patent pending design features an "over-center" check disc to prevent prechecking during brine refill, when air in the brine line could cause excessive flow rates.

The 494 brine valve also features a new adjustable float design, which allows the float to be adjusted with a simple twist of the locking nut.

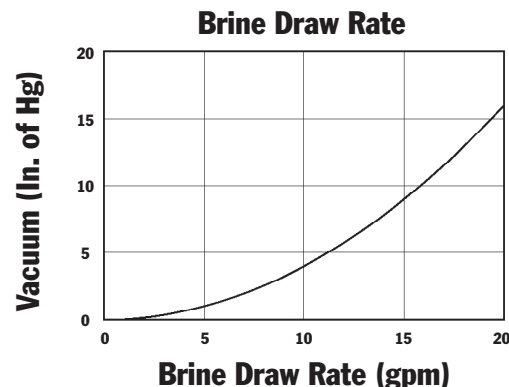
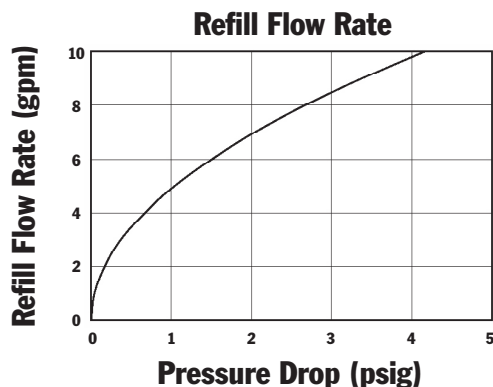
The 494 assembly (H4900) includes the brine valve, two brine connection elbows, adjustable float, air check assembly with 60" riser, 1" riser adapter and float rod guide.

PRODUCT FEATURES

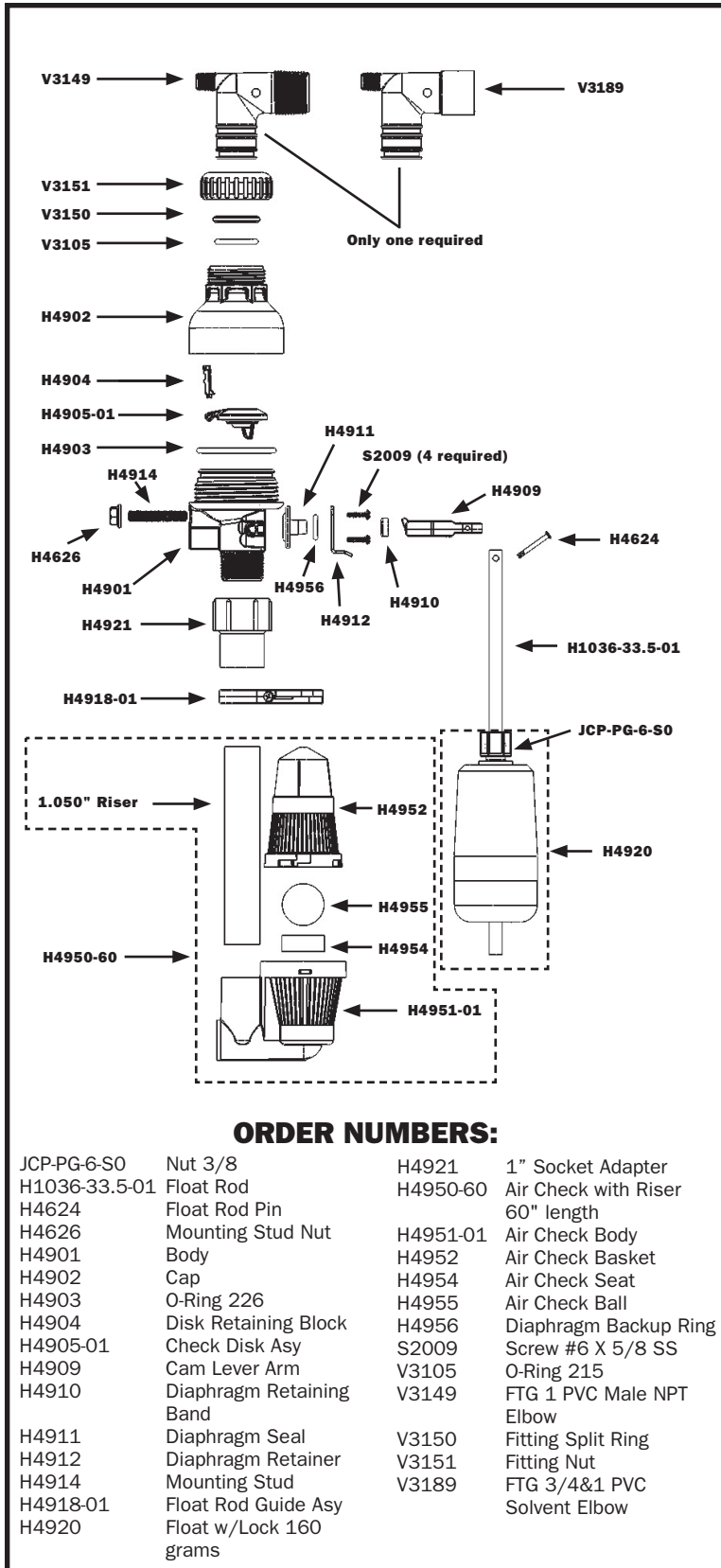
- High flow rates in both refill and draw position
- Plastic valve and air check
- Brine Valve molded from composite plastics to ensure strength and durability
- Easily adjustable float design with locking nut
- Easy access to check disk for serviceability
- Two Brine elbows included (1" PVC male and 3/4" x 1" PVC solvent)

ORDER INFORMATION

Order No.	Description	Qty/Ctn
H4900	494 1" BRINE VALVE, FLOAT ASSEMBLY, AIR CHECK AND 60" RISER (AS SHOWN IN PICTURE)	1
H4940	494 1" BRINE VALVE AND FLOAT ASSEMBLY ONLY (LESS RISER AND AIR CHECK)	1
H4950	494 1" AIR CHECK (LESS RISER)	1
H4950-48	494 1" AIR CHECK WITH RISER (48" LENGTH)	6
H4950-60	494 1" AIR CHECK WITH RISER (60" LENGTH)	6



494 1" Commercial Brine Valve



ORDER NUMBERS:

JCP-PG-6-S0	Nut 3/8	H4921	1" Socket Adapter
H1036-33.5-01	Float Rod	H4950-60	Air Check with Riser 60" length
H4624	Float Rod Pin	H4951-01	Air Check Body
H4626	Mounting Stud Nut	H4952	Air Check Basket
H4901	Body	H4954	Air Check Seat
H4902	Cap	H4955	Air Check Ball
H4903	O-Ring 226	H4956	Diaphragm Backup Ring
H4904	Disk Retaining Block	S2009	Screw #6 X 5/8 SS
H4905-01	Check Disk Assy	V3105	O-Ring 215
H4909	Cam Lever Arm	V3149	FTG 1 PVC Male NPT Elbow
H4910	Diaphragm Retaining Band	V3150	Fitting Split Ring
H4911	Diaphragm Seal	V3151	Fitting Nut
H4912	Diaphragm Retainer	V3189	FTG 3/4&1 PVC Solvent Elbow
H4914	Mounting Stud		
H4918-01	Float Rod Guide Assy		
H4920	Float w/Lock 160 grams		

Installation Guide

1. If an external flow control is used, install on the inlet side of the brine valve.
2. Use Teflon tape only on threaded plastic connections. Many liquid or paste pipe sealing products contain compounds that may cause plastics to crack with time.
3. Position float. Hand tighten the nut.
4. Place the float rod guide close to the float (but not as to hinder float operation), adjust the guide to position the float so float rod pin operates freely and tighten securely.
5. Position the assembly securely in the brine well and check to see that there is no interference with the float operation.

NOTE: When brine valve is used as a safety float for timed brine systems use refill rates up to 10 gpm. **If used as a primary shut off, use refill rates up to 5 gpm.** Repeated float closures at high refill rates can cause "water hammer," which may damage the plumbing. This brine valve is designed for salt brine only and will fit inside a brine well that is 5" diameter or larger.

Clack Corporation
www.clackcorp.com



4462 DURAFORM LANE • WINDSOR, WISCONSIN 53598-9716 USA
PHONE (608) 846-3010 FAX (608) 846-2586 SALES/CUSTOMER SERVICE FAX (800) 755-3010

Part No.: H4922
Updated 9/05

U.S. and Foreign Patents Pending